



PEHU RB Roller Track

The basic segment of PEHU Roller Track consists of a frame of 4 meters completely welded and powder coated in Ral 7016. Available in widths of 350mm or 630mm. The key feature of the PEHU Roller Track system is that the rollers can be lifted and dropped into different slots, to suit your material and cutting lengths, especially helpful if you're regularly working with much larger pieces as well as smaller cuts.

The track features 6 adjustable feet of M20 - adjustment range from 700mm - 1050mm. Roller track is extendable in 2 metre sections.





**PEHU RB
Roller Track**

Machine Features

- Heavy Duty
- Removable, adjustable rollers
- Available in different widths (350mm / 630mm)
- Adjustable Height (Min 700mm - Max 1050mm)

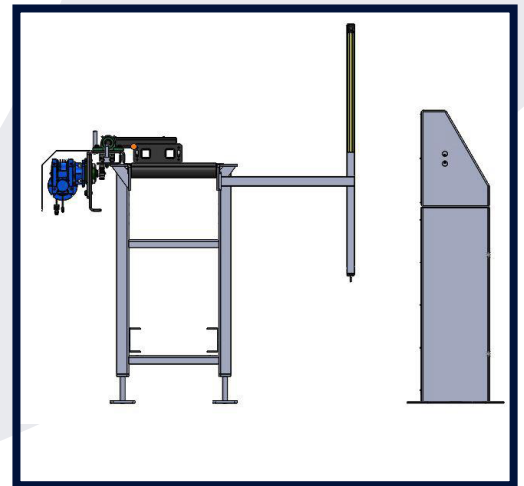
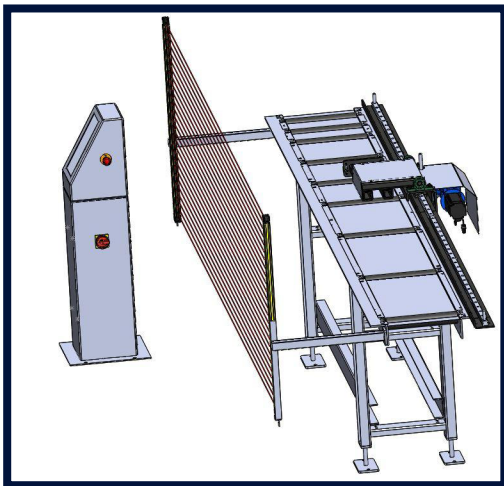
Optional Equipment

- For the LMS 60 and LMS 80, powered roller tracks can be built



THE ROLLERS SIT IN THE TRACK VIA GRAVITY, AND CAN BE MOVED TO SUIT YOUR MATERIAL / CUTS

AN EXAMPLE SET-UP OF A PEHU LMS 30, WITH RB ROLLER TRACK AND LIGHT GUARD SYSTEM



TECHNICAL SPECIFICATIONS

MODEL		RB 350	RB 630
Roller Track Width	mm	350	630
Roller Diameter	mm	60	90
Roller Shaft Size	mm	25	25
Roller Track Height	mm	700 - 1050	700 - 1050
Suitable LMS Models	mm	LMS 15 - LMS 30	LMS 30 - LMS 45

For the PEHU LMS 60 and LMS 80 Systems, built to order powered roller tracks can be supplied