

# BIANCO

## Bianco AE PLC Fully Automatic Bandsaws

Bianco have been manufacturing bandsaws in Italy for over thirty years and have built a reputation for producing precise, reliable, and accurate machines. All machines have modern cast bows from special alloys to ensure one of the highest precision bandsaw ranges available.

The Bianco AE Fully Automatic Single Mitre Bandsaws 415v are esteemed for their reliability, dependability and high accuracy which are hallmarks of Bianco Bandsaws.

**WATCH THE  
MACHINE IN  
ACTION**



**Bianco  
330AE PLC**

### Machine Features

- Hydraulic cutting with variable pressure and variable speed
- Hydraulic vice
- Fast approach with auto bow height return setting
- Cast bow construction
- Carbide blade guides for high accuracy
- Quick mitring swivel head up to 60°
- Fully automatic cutting cycle with hydraulic vice feed system
- Shuttle vice facility for long cutting lengths
- Scrap length 220mm

### Optional Equipment


- Blade speed variation
- Spray mist cooling system
- Chip conveyor
- Hydraulic bundle cutting
- Variable clamping pressure
- Roller track and measuring systems




**BANDSAW  
FULLY GUARDED**




**NC CONTROL PANEL**



**CUTTING LENGTH  
ADJUSTING WHEEL**



**MECHANICAL BUNDLE  
CLAMPING DEVICE  
(OPTIONAL)**



**HYDRAULIC BUNDLE  
CLAMPING (OPTIONAL)**



**DRY COOLING DEVICE  
(OPTIONAL)**




**FREQUENCY  
CONVERTER  
(OPTIONAL)**



**CUTTING ANGLE  
DISPLAY (OPTIONAL)**



**DOUBLE VICE  
PRESSURE REGULATOR  
(OPTIONAL)**



**BLADE DEFLECTION  
CONTROL DEVICE  
(OPTIONAL)**



**VARIABLE BLADE  
SPEED (10-100 M/MIN)  
(OPTIONAL)**

## TECHNICAL SPECIFICATIONS

MODEL	330AE PLC			370AE PLC			420AE PLC			
STOCK CODE	15063			15100			15508			
Capacity		90°	45°	60°	90°	45°	60°	90°	45°	60°
	○ mm	260	200	120	280	225	140	300	240	165
	□ mm	240	190	115	240	215	140	240	230	170
	▭ mm	330 x 120	200 x 130	120 x 100	330 x 240	230 x 140	140 x 130	420 x 200	270 x 140	170 x 170
Bed Height	mm	835			835			835		
Blade Size	mm	3010 x 27 x 0.9			3120 x 27 x 0.9			3270 x 27 x 0.9		
Cutting Speed	m/min	35 / 70			35 / 70			35 / 70		
Motor	Kw	0.9 - 1.5			0.9 - 1.5			0.9 - 1.5		
Length	mm	2800			2800			2800		
Width	mm	2050			2050			2050		
Height	mm	1900			1900			1900		
Weight	Kg	1090			1090			1090		
Operation		Automatic			Automatic			Automatic		
Vice		Hydraulic			Hydraulic			Hydraulic		
Remnant Piece (Scrap Length)	mm	220			220			220		
Carriage Stroke	mm	600			600			800		

**When cutting solid bar, a maximum of 150mm is recommended in Auto mode, beyond should be cut in manual mode.**