

**SELMACH**<sup>TM</sup>  
MACHINERY

*Making Metal Work*

**M** **MORGAN**  
**RUSHWORTH**  
SINCE 1872


## **RGMS Mechanical Guillotine 415V**



The RGMS range of powered mechanical guillotines are designed for fast, accurate, cutting of sheet material. They are available in a wide range of capacities and feature a programmable, powered back gauge.



**FRONT SUPPORT ARMS**



**SUPPORT TABLE WITH ROLLER BEARING (4MM MODELS)**


## Machine Features

- Mono Block, welded steel frame rigid to deflection movement and of high tensile strength.
- Two sided blades manufactured with high-alloyed steel.
- Blade gap adjustment according to sheet thickness and type for quality cutting -4mm and 5mm models.
- Automatically activated hold down system avoiding sheet sliding during cutting action.
- Manual back gauge operated by hand wheel with distance counter.
- Support table with roller bearings - 4mm models.
- Front support arms with ruler, suitable for long sheet cutting.
- Foot pedal available for single or continuous cutting.

## Options Equipment

- Front support system with ruler up to 3 meters.
- Pneumatic sheet support and unloading system.
- 1000mm back gauge.
- Elgo NC programmable back gauge.

## Features and Benefits




**1350 to 3050mm  
Cutting Widths**



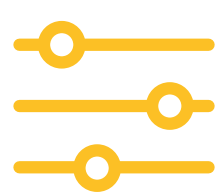
**2 to 4mm Shearing  
in Mild Steel**



**Standard 750mm  
Back Gauge Range**



**Elgo P40T Touch  
Screen NC Control**



**Options include  
Pneumatic Sheet  
Supports**

## TECHNICAL SPECIFICATIONS

MODEL	STOCK CODE	CUTTING LENGTH mm	CUTTING ANGLE	STROKES PER MINUTE	MAIN MOTOR kw	BACKGAUGE TRAVEL mm	TABLE WIDTH mm	TABLE HEIGHT mm	LENGTH mm	WIDTH mm	HEIGHT mm	WEIGHT kg
RGMS 1350/3.0	M1039	1350	2°10	31	3	750	390	810	1718	1370	1200	965
RGMS 1550/3.0	M1040	1550	1°83	31	3	750	420	850	1950	1370	1200	990
RGMS 2050/3.0	M1041	2050	1°30	31	3	750	420	850	2420	1370	1200	1250
RGMS 2550/2.5	M1042	2550	1°30	31	3	750	420	850	2900	1370	1200	1370
RGMS 3050/2.0	M1043	3050	1°30	31	3	750	420	850	3450	1370	1200	1600
RGMS 1550/4.0	M1044	1550	2°	31	7.5	750	450	850	1950	2300	1500	1500
RGMS 2050/4.0	M1045	2050	1°30	31	7.5	750	450	850	2560	2300	1500	2600
RGMS 2550/4.0	M1046	2550	1°30	31	7.5	750	450	850	3100	2300	1500	3100
RGMS 3050/4.0	M1047	3050	1°30	31	7.5	750	450	850	3700	2300	1500	3550