

STERLING

STC GSA Twin Column Semi-Automatic Bandsaw

The Sterling STC GSA twin column, semi automatic, single mitre bandsaw range comes in a variety of capacities. These twin column saws, mitre head saws offer strong rigidity, for accurate cutting of large material.




STC 540 GSA

Machine Features


- Strong twin pillar frame with linear guidance bearing
- Mitring swivel head to 60°
- Hydraulic cutting with variable pressure and variable speed
- Hydraulic vice
- Hydraulic bow lock at any angle
- Digital readout for mitre angle
- Variable blade speed 20-100 m/min
- Carbide blade guides
- Blade tension indicator

Optional Equipment


- Hydraulic blade tension
- Hydraulic top clamps
- Chip conveyor
- Spray mist lubrication
- Laser cutting line
- Digital bow return height
- Roller track and measuring systems




SWARF WHEEL



HYDRAULIC VICE



SENSITIVE CUTTING PRESSURE



CHIP CONVEYOR (OPTIONAL)




HYDRUALIC CLAMPING ANGLE



LINEAR WAY



LASER CUTTING LINE (OPTIONAL)



COOLANT TRAY



HYDRAULIC BLADE TENSION (OPTIONAL)

TECHNICAL SPECIFICATIONS

MODEL	STC325 GSA			STC360 GSA			STC440 GSA			STC540 GSA			STC810 GSA		
STOCK CODE	15255			15256			15257			15168			15169		
Capacity	90°	45°	60°	90°	45°	60°	90°	45°	60°	90°	45°	60°	90°	45°	60°
○ mm	330	305	190	360	360	325	450	430	320	540	510	270	810	600	360
□ mm	330	270	180	360	360	290	425	425	290	540	450	250	770	600	360
▭ mm	400 x 320	270 x 240	180 x 240	700 x 360	450 x 360	280 x 360	695 x 425	430 x 425	260 x 425	750 x 540	450 x 450	250 x 540	910 x 750	750 x 600	750 x 360
Bed Height	mm 640			mm 690			mm 690			mm 695			mm 725		
Blade Size	mm 4380 x 34 x 1.1			mm 5200 x 34 x 1.1			mm 5400 x 41 x 1.3			mm 6000 x 41 x 1.3			mm 8400 x 41 x 1.3		
Cutting Speed	m/min 20 - 100			m/min 20 - 100			m/min 20 - 100			m/min 20 - 100			m/min 20 - 100		
Motor	Kw 2.2			Kw 3			Kw 4			Kw 4			Kw 4		
Length	mm 2100			mm 2850			mm 3090			mm 3000			mm 4020		
Width	mm 800			mm 1300			mm 1200			mm 1300			mm 1600		
Height	mm 1600			mm 1800			mm 1940			mm 2130			mm 2450		
Weight	Kg 1185			Kg 1460			Kg 1630			Kg 2445			Kg 4050		
Mitre Style	Mitring Swivel Head														
Operation	Semi-Automatic														
Vice	Hydraulic														