

The Morgan Rushworth range of MS, PS and HPS swaging machines is available in manual, powered and hydraulic variants. Swaging machines are designed to form various shapes to sheet material and are particularly suited for tubular ductwork applications. Easily interchangeable rolls are included as standard equipment to form the specific shape required.

The PSC pneumatic seam closer is designed to close a double seam join, with a professional uniform finish. The motorised top roll is pneumatically lowered onto the material and raised at the completion of the closed seam.



## TECHNICAL SPECIFICATIONS

MODEL STOCK CODE		MS 250/1.25 M7008	PS 250/1.25 M7009	PS 260/2.5 M7010	PS 260/4.0 M7011	HPS 260/4.0 M7012
Capacity	mm	1.25	1.25	2.5	4	4
Roll Diameter	mm	62	62	92	132	132
Throat depth with gauge	mm	120	120	260	260	260
Throat depth without gauge	mm	260	260	500	500	500
Motor	kw		0.7	1.5	2.2	2.2 + 0.55
Length	mm	600	700	1200	1500	1600
Width	mm	550	600	700	800	900
Height	mm	350	1300	1200	1200	1200
Weight	kg	50	170	295	350	450

01432 346 580

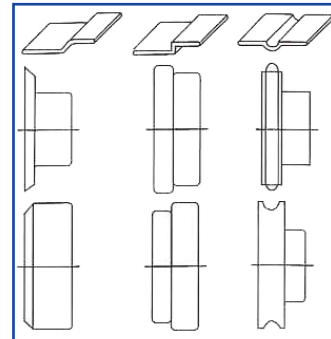
**Morgan Rushworth**  
**MS, PS & HPS Swaging Machines &**  
**PSC Pneumatic Seam Closing Machine**

Metalworking  
 Solutions  
 Supplied

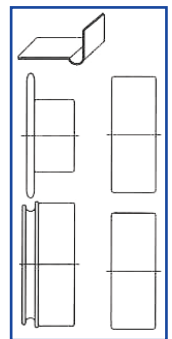
**SWAGERS & SEAM CLOSERS**



**FORMING ROLLS**




Standard forming rolls for all models



Additional forming rolls MS 125 and PS 125

TOP WHEEL WITH PNEUMATIC ADJUSTMENT



**Machine Features**

- Steel welded frame
- Adjustable idler roll
- Adjustable end stop
- Reduction motor with brake - PS and HPS
- Hydraulic top roll adjustment - HPS 260
- 3 sets of standard rolls - PS 260 and HPS 260
- 5 sets of standard rolls - MS 250 and PS 250
- Optional special rolls available

**MODEL PSC**

- Fast closing of seams
- Professional finish
- Pneumatically operated top roll
- Adjustable operating pressure



**TECHNICAL SPECIFICATIONS**

MODEL STOCK CODE	PSC 1320/1.2 M7014	
Capacity	mm	1.2
Max working length	mm	1320
Min tube diameter	mm	140
Max tube diameter	mm	1000
Working pressure	bar	8
Motor	kw	0.37
Length	mm	1800
Width	mm	900
Height	mm	1650
Weight	kg	300